

Payten
MEMBER OF **assecO**

assecO
SOUTH EASTERN EUROPE

Financial Results for 1-3Q 2020 And Business Update

October 28th, 2020

Warsaw

3Q 2020 results

3Q 2020: Highlights

- **Growth** in Payment and **improving efficiency** in Banking continues
- eCommerce and new business lines in POS drive **growth in Payment** despite much lower revenues by MoneyGet (IAD)
- Demand for multichannel solutions and mobile banking together with higher efficiency translate to further **growth in profitability of Banking**
- Significantly lower revenues in resale part of Dedicated solutions but with no negative impact on results due to **cost savings** and better **sales mix**
- **No** significant impact of **COVID-19** on overall ASEE and Payten business **so far**

Q3 2020 ASEE Best Deals.

Banking Business Unit

- Implementation of new mobile banking with **Asseco Adaptive Elements Platform** for one of international banking groups
- **Ab-Solut Trade Finance Platform** for ING bank in Romania to automate the bank's documentary transactions and all related events, covering both export and import.
- **Digital Origination** for a bank in Serbia

Dedicated solutions

- Development of **e-government tools** for General Secretariat of the Government -Dezvoltarea instrumentelor de e-guvernare (EGOV)-2020 in Romania
- **Dynatrace** 3P solution for Insurance and IT companies in Turkey
- **Office administration management application** for a Public Institution in Serbia (Office for IT and e-Government)
- **Electronic system for handling requests for placing a medicine** on the list of medicines of the National Health Insurance Fund in Serbia and medicine price updates
- **Service bus platform implementation** with all components for integration with other work environments, licenses & hardware for a Public Institution in Serbia (Ministry of Finance)
- **JAVA BPM and Kofax - Email dispatch automation-2020** for E.ON ENERGY ROMANIA SA to improve digital customer experience

Q3 2020 Payten Best Deals.

ATM and POS Related Services

- **Monitoring, HW and SW maintenance of the biggest ATM network in Serbia** for Komercijalna banka Beograd
- **POS outsourcing** for SKB banka d.d.
- **Delivery of TETRA POS** to CREDINS Bank Albania

E-Commerce

- **MSU** for an insurance company: Payten completed the first online transaction with card tokenization in insurance industry of Turkey

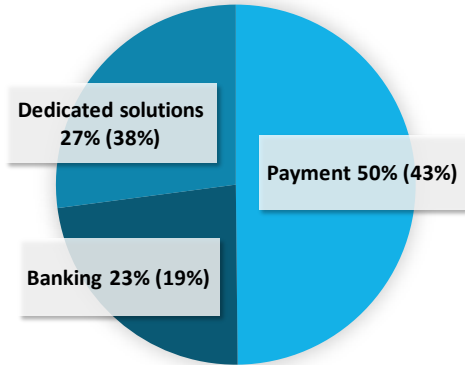
3Q'20: Growing profits despite flat sales

	mEUR			mPLN		
	Q3 2020	Q3 2019	% Diff	Q3 2020	Q3 2019	% Diff
Revenue	51.2	52.7	-3%	227.5	228.8	-1%
EBITDA	12.8	11.0	+17%	56.8	47.6	+19%
EBIT	8.4	7.0	+20%	37.3	30.4	+23%
NPAT	7.1	5.9	+21%	31.7	25.6	+24%
<i>EBITDA %</i>	<i>25.0%</i>	<i>20.8%</i>				
<i>EBIT %</i>	<i>16.4%</i>	<i>13.3%</i>				
EBIT non-IFRS	8.5	7.1	+21%	37.8	30.7	+23%
NPAT non-IFRS	7.6	6.0	+27%	33.8	26.2	+29%

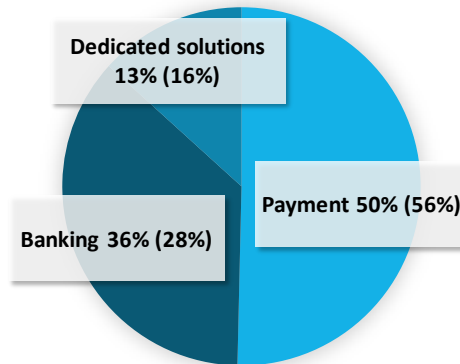
3Q'20: Growth in Payment. Higher efficiency in Banking

mEUR	Revenue			EBITDA			EBIT		
	Q3 2020	Q3 2019	Diff	Q3 2020	Q3 2019	Diff	Q3 2020	Q3 2019	Diff
Payment	25.5	22.7	2.8	7.5	6.9	0.7	4.2	3.9	0.3
Non-Payment	25.7	30.0	-4.3	5.3	4.1	1.2	4.2	3.1	1.1
Banking	11.8	10.2	1.6	3.7	2.6	1.1	3.1	2.0	1.1
Dedicated solutions	13.9	19.8	-5.9	1.5	1.5	0.0	1.1	1.1	0.0
Asseco SEE Group	51.2	52.7	-1.5	12.8	11.0	1.8	8.4	7.0	1.4

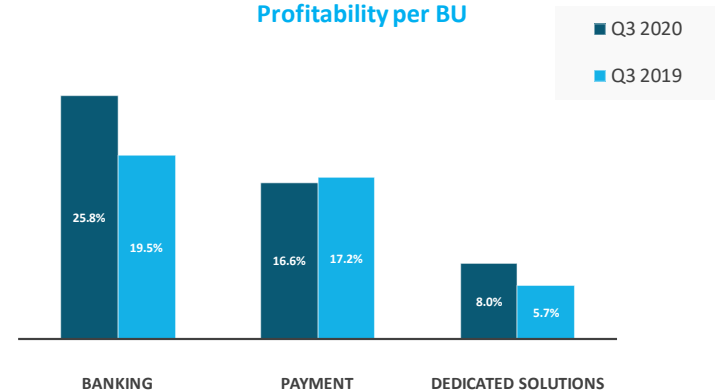
Revenue per BUs Q3 2020



EBIT per BUs Q3 2020



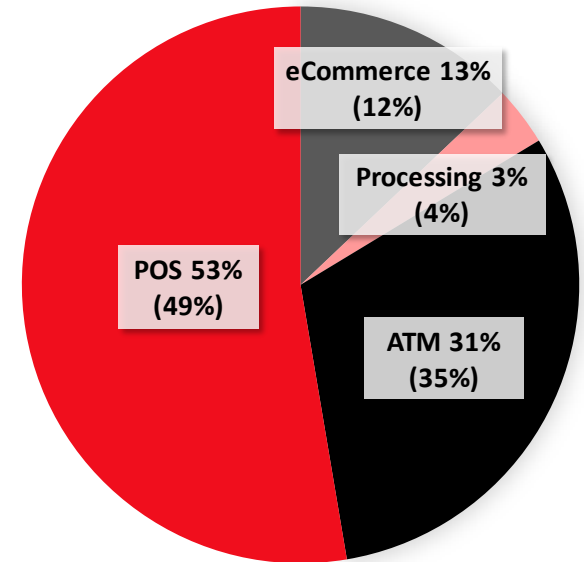
Profitability per BU



3Q'20: Continued growth in POS and eCommerce

mEUR	Revenue		
	Q3 2020	Q3 2019	Diff
eCommerce	3.3	2.6	0.7
Processing	0.9	1.0	-0.1
ATM	7.9	8.0	-0.1
POS	13.4	11.0	2.4
Payment	25.5	22.7	2.8

Revenue per BUs Q3 2020



3Q'20: EBIT growth driven by Serbia and Macedonia

mEUR	Revenue				EBIT			
	Q3 2020	Q3 2019	Diff	% Diff	Q3 2020	Q3 2019	Diff	% Diff
B&H	2.7	1.4	1.3	+87%	0.5	0.3	0.2	+75%
Croatia	8.3	8.8	-0.5	-6%	1.6	2.2	-0.6	-28%
Iberia	5.6	6.2	-0.6	-9%	0.2	-0.1	0.3	
Latam	1.1	1.1	0.0	+1%	-0.1	0.1	-0.2	
Macedonia	3.8	2.8	1.1	+38%	1.1	0.6	0.5	+95%
Romania	5.7	6.5	-0.8	-13%	0.2	0.3	-0.1	-29%
Serbia	17.9	18.8	-0.9	-5%	3.4	1.7	1.7	+98%
Turkey	4.3	3.7	0.6	+15%	1.0	0.9	0.2	+20%
Central Europe	2.0	0.9	1.1	+116%	0.2	0.3	0.0	-14%
Other*	3.0	4.3	-1.3	-31%	0.4	1.0	-0.5	-54%
Eliminations	-3.2	-1.9	-1.3		-0.1	-0.1	0.0	
GASEE	51.2	52.7	-1.5	-3%	8.4	7.0	1.4	+20%

*Other entities include: Albania, Bulgaria, Egypt, Kosovo, Montenegro, Slovenia

1-3Q 2020 results

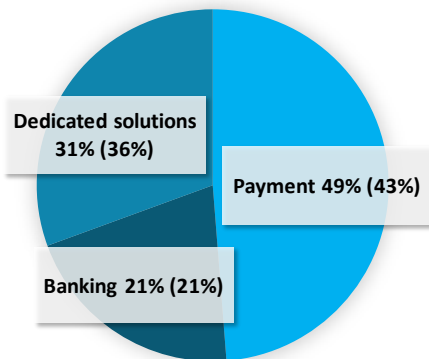
1-3Q'20: Continued growth and improving efficiency

	mEUR			mPLN		
	Q1-3 2020	Q1-3 2019	% Diff	Q1-3 2020	Q1-3 2019	% Diff
Revenue	155.7	140.6	+11%	691.8	605.8	+14%
EBITDA	35.9	28.4	+27%	159.5	122.3	+30%
EBIT	22.8	17.4	+31%	101.3	75.0	+35%
NPAT	18.7	14.6	+28%	82.9	62.8	+32%
<i>EBITDA %</i>	<i>23.1%</i>	<i>20.2%</i>				
<i>EBIT %</i>	<i>14.6%</i>	<i>12.4%</i>				
EBIT non-IFRS	23.3	17.8	+31%	103.5	76.8	+35%
NPAT non-IFRS	19.6	14.7	+34%	87.3	63.2	+38%

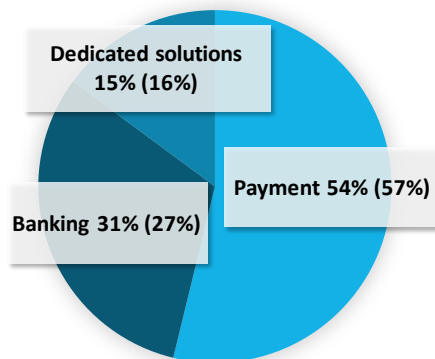
1-3Q'20: Higher EBIT in all segments.

mEUR	Revenue			EBITDA			EBIT		
	Q1-3 2020	Q1-3 2019	Diff	Q1-3 2020	Q1-3 2019	Diff	Q1-3 2020	Q1-3 2019	Diff
Payment	75.9	60.2	15.7	22.2	18.0	4.2	12.3	9.9	2.4
Non-Payment	79.8	80.4	-0.6	13.7	10.4	3.4	10.5	7.6	3.0
Banking	32.2	29.9	2.3	9.0	6.4	2.6	7.2	4.7	2.4
Dedicated solutions	47.6	50.5	-2.9	4.7	3.9	0.8	3.4	2.8	0.6
Asseco SEE Group	155.7	140.6	15.1	35.9	28.4	7.5	22.8	17.4	5.4

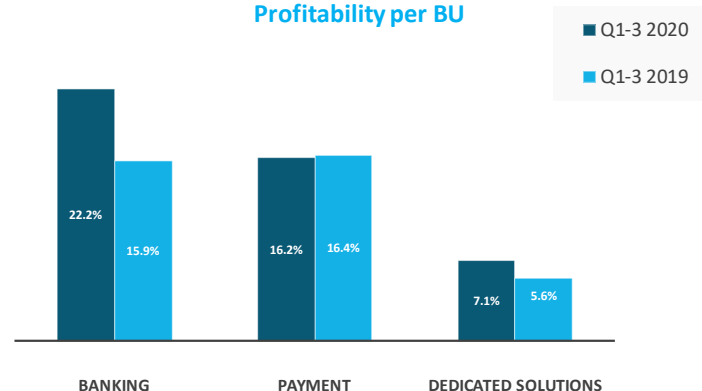
Revenue per BUs Q1-3 2020



EBIT per BUs Q1-3 2020



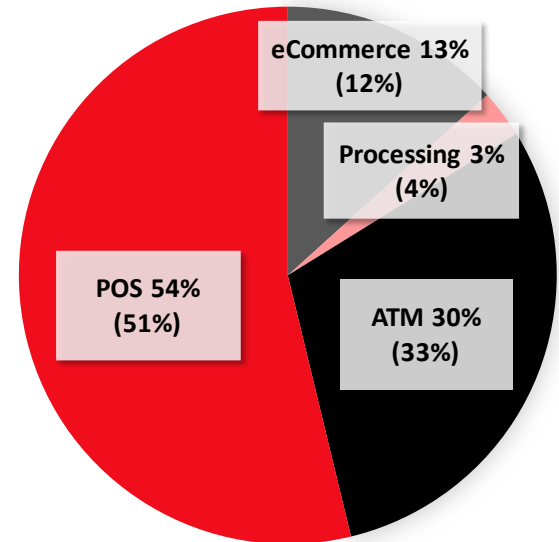
Profitability per BU



1-3Q'20: New acquisitions contributing mainly to POS

mEUR	Revenue		
	Q1-3 2020	Q1-3 2019	Diff
eCommerce	10.1	7.4	2.7
Processing	2.2	2.5	-0.4
ATM	22.8	19.8	3.0
POS	40.8	30.5	10.4
Payment	75.9	60.2	15.7

Revenue per BUs Q1-3 2020



1-3Q'20: Improvement in most markets. Strong Serbia

mEUR	Revenue				EBIT			
	Q1-3 2020	Q1-3 2019	Diff	% Diff	Q1-3 2020	Q1-3 2019	Diff	% Diff
B&H	6.9	5.2	1.7	+33%	1.0	0.7	0.3	+43%
Croatia	24.8	23.7	1.1	+5%	4.1	4.1	-0.1	-1%
Iberia	18.5	17.8	0.7	+4%	1.1	0.4	0.7	+200%
Latam	3.2	2.7	0.5	+18%	-0.1	0.2	-0.3	
Macedonia	11.8	8.6	3.1	+37%	2.1	1.8	0.3	+17%
Romania	18.9	20.2	-1.2	-6%	0.7	0.7	0.0	+1%
Serbia	48.9	45.6	3.3	+7%	7.3	4.1	3.3	+80%
Turkey	13.7	10.9	2.8	+25%	3.9	3.3	0.6	+18%
Central Europe	6.1	2.1	4.0	+193%	1.0	0.7	0.3	+44%
Other*	10.4	10.0	0.4	+4%	2.0	1.6	0.4	+23%
Eliminations	-7.2	-6.0	-1.2		-0.2	-0.2	-0.1	
GASEE	155.7	140.6	15.1	+11%	22.8	17.4	5.4	+31%

*Other entities include: Albania, Bulgaria, Egypt, Kosovo, Montenegro, Slovenia

Liquidity

Net cash up despite dividend payment in July

mEUR	Asseco SEE Group		
	30 Sept'20	2019 YE	Diff
Cash and short term investments	39.8	47.0	-7.2
Lease liabilities	-14.2	-15.6	1.3
Bank loans and credit lines	-15.2	-21.8	6.6
Deferred payments for acquisitions (short-term)	-3.0	-3.3	0.2
Net Cash	7.4	6.3	1.0
Receivables and Prepayments	48.7	54.4	-5.6
Liabilities, Provisions and Deferred Income	-40.9	-57.1	16.2
Inventory	5.9	8.7	-2.9
Operational Balance	21.1	12.3	8.7

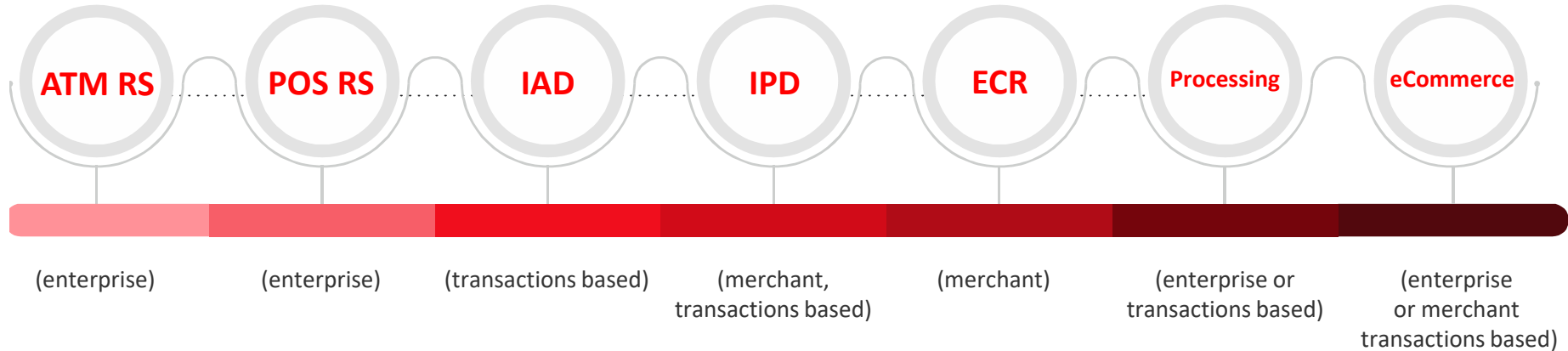
Strong operating cash flow in 3Q improving LTM values

	mEUR	Asseco SEE Group		
		Q3 2020 LTM	2019	2018
Operating cash flow*		49.6	38.1	29.2
- Infrastructure for outsourcing		-5.4	-10.0	-5.8
- infrastructure for IAD		-0.4	-0.5	-1.4
- Capitalized R&D		-0.2	0.0	-0.3
- M&A		-9.8	-10.6	0.0
- Other CAPEX		-1.1	-2.1	-2.6
Free cash flow		32.7	14.9	19.1
Debt Increase		3.0	12.7	3.8
Debt Service		-15.6	-12.3	-3.8
Total Cash Flow		20.2	15.2	19.0
Oper CF/EBITDA		103%	93%	104%
FCF/EBIT		106%	58%	109%

*Excluding investment in outsourcing equipment presented in Inventory

Payten solutions for merchants

Payment **business lines**



Recently Payten expanded to businesses, that provides **services to the merchants**;
Idea is to provide payment related **bundle of services** minimizing need of merchant to interact with many vendors

Services **to merchants**

By introducing previously mentioned Payment business lines for merchants (IPD, eCommerce and ECR), Payten is achieving the following benefits:

- Business **diversification**
- Increasing own **bargaining power**
- Strengthening overall **recurring revenue**
- Increasing overall **client retention** rate by creating a one-stop-shop for merchants



IPD Payment business line - SinglePOS

Croatia case study

Integrated with
5 largest
acquiring banks in
Croatia covering
more than **95%**
of the issued cards

Signed deals with
4 out of the 7
largest retailers
in Croatia (2
domestic, 2
international; SPAR
and Mueller)

Currently
processing more
than **1b EUR**
with more than
60m trx annually

Started 2019
with 420 POS
terminals, now
at **3.000**
terminals
across Croatia

Next steps

- Already piloting the solution on the market of **Bosnia and Herzegovina**
- Entering the market of **Romania** by starting integrations with local acquiring banks

ECR Payment **business line**

- **Products** offered include:
 - cash registers, point of sale software
 - basic accounting and back office software
 - ordermans for table ordering
 - self ordering kiosks
 - kitchen ordering software
 - management reporting tools,
 - basic loyalty and voucher system
 - hotel management software solutions
for small and mid-sized hotels
- **Cloud based** solution, SaaS with monthly recurring billing
- **24/7 client support** with regular remotely updates
- Already integrated with some of the biggest and widely used ERP systems




ECR Payment **business line**

Croatia case study

- Under the ECR Payment currently servicing more than **5.000 merchants** across Croatia with more than **8.000 cash registers**
- Most of the merchants are from the **HORECA** (more than **50% of market**) and more than 80% of market in mid and high-profile restaurants

Next steps

- Already piloting solutions on the market of Slovenia
- Targeting to enter countries with similar fiscal policy as in BH, Croatia, Serbia, Montenegro...



Services to merchants

- Synergy strategy POS RS / IPD / ECR / eComm

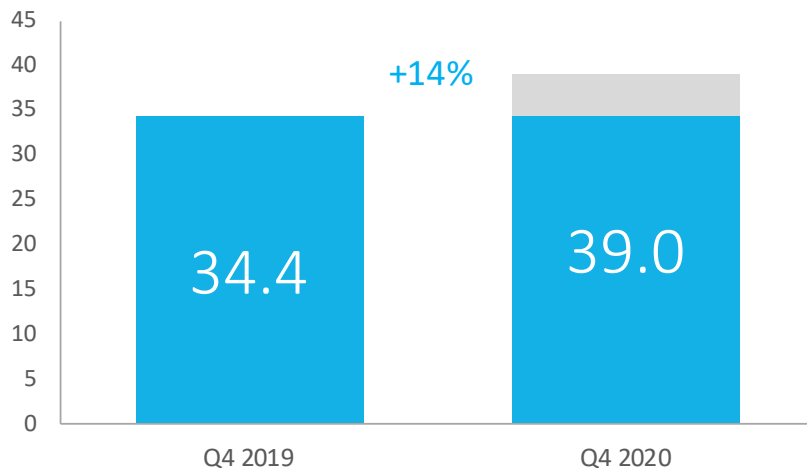
- Create a **one-stop-shop** merchant experience for merchants by giving them all services on one place:
 - **ECR** (fiscal software, domain business management software)
 - **IPD** (in store card and payments acceptance)
 - **eComm** (Online card and payment acceptance)
 - **POS RS** (HW and field support)
 - **Single call center** support point for merchants
 - **One contract for full IT support** for SME busines needs

Implementation of the strategy would result in **increased profitability in all business lines.**

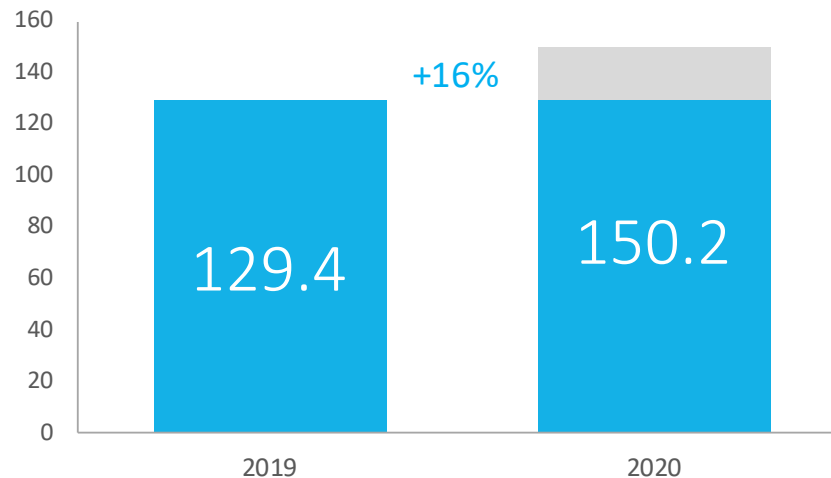
Outlook for 2020

Total ASEE Group incl. Payten

mEUR	Q4 2019	Q4 2020	% Diff
Revenues BL	51.2	58.2	+14%
Margin1 BL	34.4	39.0	+14%



mEUR	2019	2020	% Diff
Revenues BL	191.8	214.0	+12%
Margin1 BL	129.4	150.2	+16%

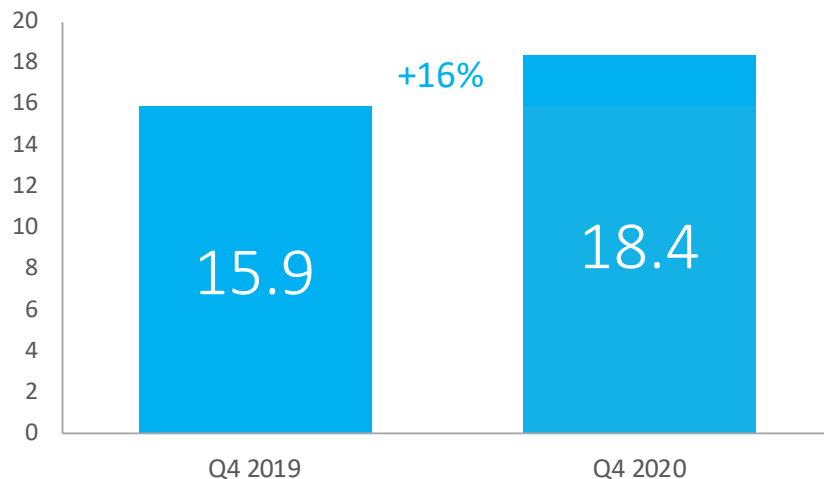


*Backlog data as at October 22nd, 2020

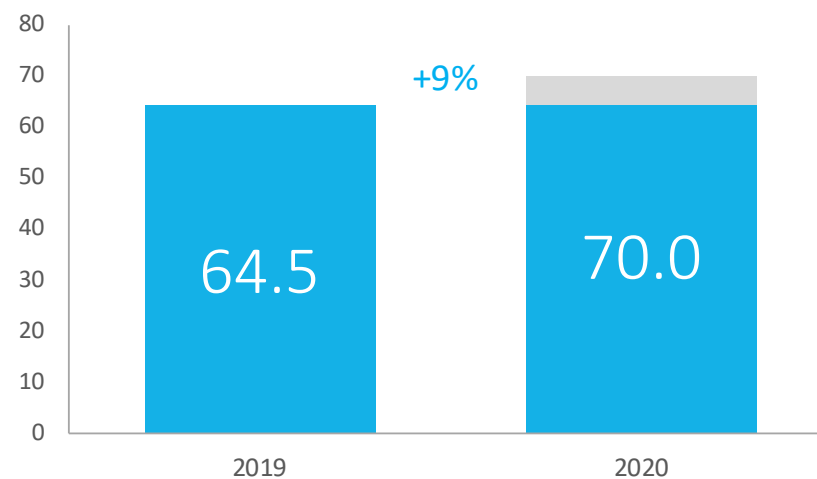
** 2019 backlog calculated pro rata for acquired entities

Banking and Dedicated solutions

	mEUR	Q4 2019	Q4 2020	% Diff
Revenues BL		27.8	34.2	+23%
Margin1 BL		15.9	18.4	+16%



	mEUR	2019	2020	% Diff
Revenues BL		108.1	114.0	+5%
Margin1 BL		64.5	70.0	+9%

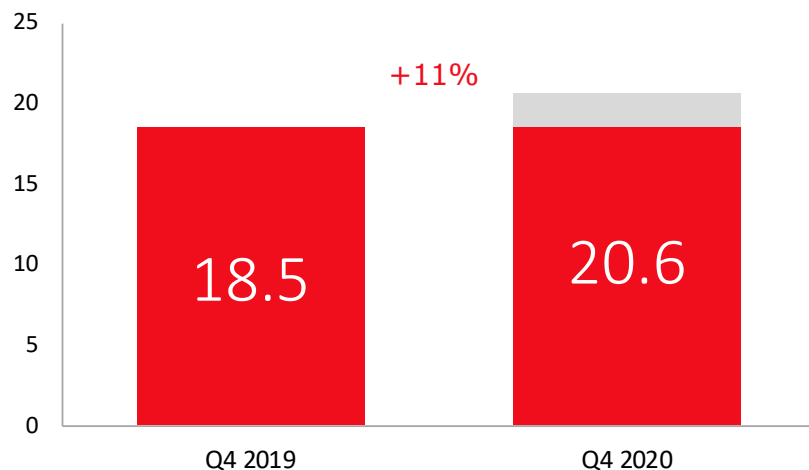


*Backlog data as at October 22nd, 2020

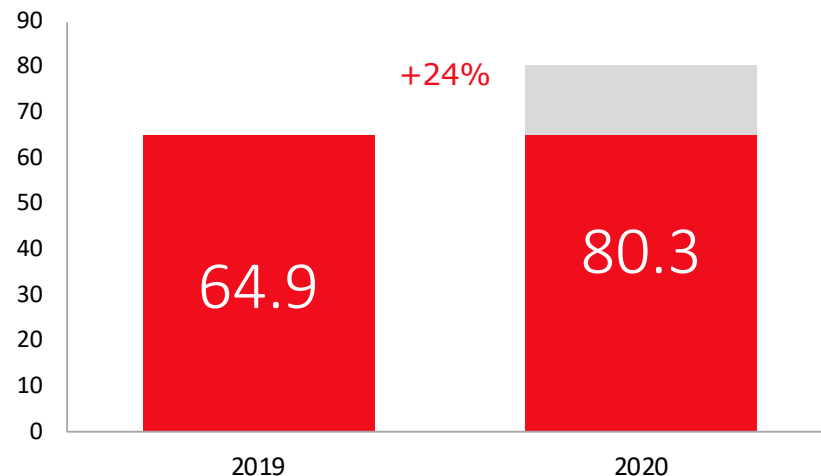
** 2019 backlog calculated pro rata for acquired entities

Payten

	mEUR	Q4 2019	Q4 2020	% Diff
Revenues BL		23.4	24.0	+3%
Margin1 BL		18.5	20.6	+11%



	mEUR	2019	2020	% Diff
Revenues BL		83.6	100.0	+20%
Margin1 BL		64.9	80.3	+24%



*Backlog data as at October 22nd, 2020

** 2019 backlog calculated pro rata for acquired entities

Thank you

<http://asseco.com/see/>

Legal disclaimer

The content presented in this presentation is subject to copyright protection and has the ownership title. Texts, graphics, photographs, sound, animations and videos as well as their distribution in the presentation are protected under the Copyright and related rights Law. Unauthorized use of any material contained in the presentation herein may constitute an infringement of copyright, trademark or other laws. The materials in this presentation may not be modified, copied, publicly presented, executed, distributed or used for any other public or commercial purposes, unless the Board of Asseco South Eastern Europe S.A. gives consent in writing. Copying for any purpose, including commercial use, distribution, modification or acquisition of the contents of this presentation by third parties is prohibited. Moreover, this presentation may contain reference to third-party offers and services. Terms of use for such offers and services are defined by these entities.

Asseco South Eastern Europe S.A. assumes no responsibility for the conditions, contents and effects of the use of offers and services of these entities. The data and information contained in this presentation are for information purposes only. Presentation was prepared with the use of **inscale**[®] company products.
presentations for business

The name and logo of *Asseco* are registered trademarks by Asseco South Eastern Europe S.A. parent company – Asseco Poland S.A. and cannot be used without prior express consent.

Payten
MEMBER OF **assecO**

assecO
SOUTH EASTERN EUROPE