

Payten

asee

Financial Results for Q1 2021 And Business Update

April 29th, 2021

The bottom of the slide features a decorative graphic consisting of several overlapping, semi-transparent blue shapes. These shapes are geometric, including triangles and polygons, and are arranged in a way that creates a sense of depth and movement. The colors range from a light sky blue to a deep, dark blue.

1Q'21: Highlights

- **Excellent** first **quarter** showing 32% YoY EBIT growth
- Dynamic **growth in Banking** thanks to own products sales resulting in high profitability
- POS related services, new business lines (ECR, IPD) and own services in Iberia drive **growth in Payment**
- Very good **eCommerce** performance
- Acquisition of **Vebspot** (February) adding marketplace offering to Payten portfolio



1Q 2021 results

1Q'21 ASEE Best Deals.

Banking Business Unit

- **General Ledger, Loans and Fixed Assets modules** for a public institution in Serbia
- **Banking licenses** for big bank in Serbia
- **Digital Edge** omnichannel solution for a bank in Serbia
- **Digital Edge** omnichannel solution for a bank in BiH
- **Integrated Software System (reporting, dashboard development, datamart design)** for Energy Institution in Romania
- **Mobile Banking Redesign** positioning mobile in the top usage and preferences among the clients of a bank in Romania
- **Swift XML Parameterization Module (AB-SOLUT)** for a bank in Romania

Dedicated solutions

- **Live videoidentification module** for a bank in Croatia
- **Live CC and collection module** for a bank in Croatia
- **Live collection** module for a bank in **Uzbekistan**
- **Equipment procurement and installation** to serve the DMS system for a leading bank in Serbia
- **ABC eOffice software upgrade** for agency in Serbia
- **3-years service level agreement for the complete infrastructure** with one of the biggest banks in Serbia
- 2 new customers with Performance Monitoring solution **Dynatrace** in Turkey

1Q'21 Payten Best Deals.

E-commerce

- **Risk based authentication method** implementation for Trides (3D Secure)
- **Trides with mToken authentication** implementation
- **E-commerce card acceptance with tokenization** for a gaming company in Serbia
- **MSU** for Hayatt in Turkey

Processing

- **Acquiring the first processing client (MF Banka) in BiH** for migration of issuing and acquiring processing of Visa and MasterCard to **ChipCard** company.

ATM and POS Related Services

- **Enabling China Union Pay card acceptance** on ATM & POS network for several banks in Serbia
- **Services and support for POS and ATM** network in merging process of 2 banks
- Contract extension bank in Serbia for **POS outsourcing**
- **First implementation of DN** new generation of ATMs in Slovenia
- **ProView ATM monitoring tool upgrade for 1000+ ATM** units for bank in Croatia.
- **ATM reporting solution** for one of the biggest banks in Croatia, to align with National Bank regulation
- **ATM software delivery** for a major bank in Croatia.

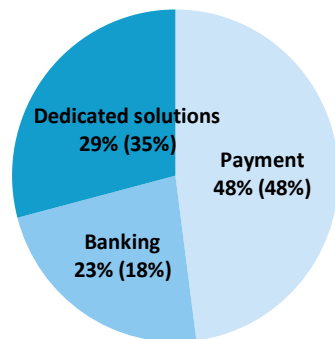
1Q'21: Excellent Q1

	mEUR			mPLN		
	Q1 2021	Q1 2020	% Diff	Q1 2021	Q1 2020	% Diff
Revenue	55.3	52.5	+5.2%	252.8	231.0	+9.4%
EBITDA	12.6	10.8	+16.4%	57.5	47.5	+21.1%
EBIT	8.5	6.5	+31.8%	38.9	28.4	+37.1%
NPAT	7.1	5.4	+32.7%	32.6	23.6	+38.0%
EBITDA %	22.7%	20.6%				
EBIT %	15.4%	12.3%				
EBIT non-IFRS	8.6	6.6	+29.8%	39.4	29.2	+35.0%
NPAT non-IFRS	7.6	5.5	+37.9%	34.6	24.2	+43.4%


1Q'21: Exceptional EBIT in Banking

mEUR	Revenue			EBITDA			EBIT		
	Q1 2021	Q1 2020	Diff	Q1 2021	Q1 2020	Diff	Q1 2021	Q1 2020	Diff
Payment	26.5	25.0	+1.5	7.2	7.0	+0.2	4.1	3.7	+0.4
Non-Payment	28.8	27.5	+1.3	5.4	3.8	+1.6	4.4	2.8	+1.6
Banking	12.7	9.3	+3.4	4.1	2.1	+2.0	3.5	1.5	+2.0
Dedicated solutions	16.1	18.2	-2.1	1.3	1.7	-0.4	0.9	1.3	-0.4
Asseco SEE Group	55.3	52.5	+2.7	12.6	10.8	+1.8	8.5	6.5	+2.1

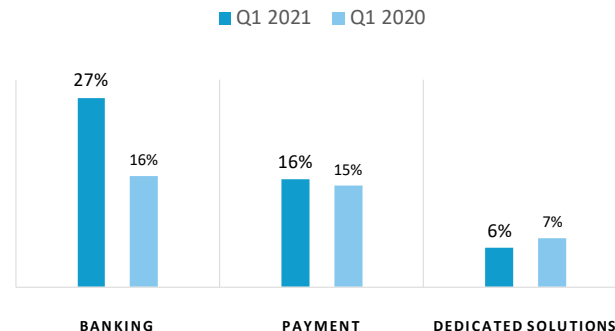
Revenue per BUs Q1 2021



EBIT per BUs Q1 2021



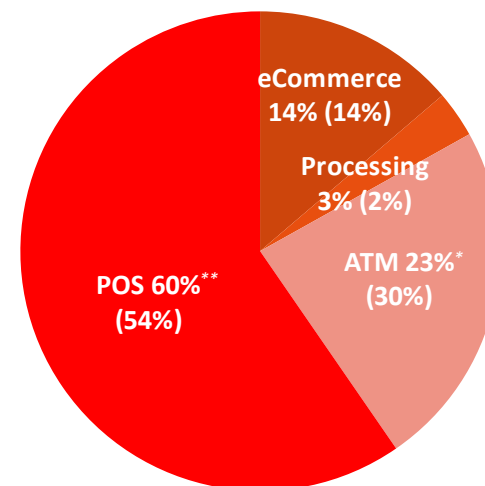
Profitability per BU



1Q'21: POS growth fueled by acquisitions

mEUR	Revenue		
	Q1 2021	Q1 2020	Diff
eCommerce	3.6	3.4	+0.2
Processing	0.8	0.6	+0.2
ATM *	6.2	7.6	-1.3
POS **	15.8	13.4	+2.4
Payment	26.5	25.0	+1.5

Revenue per BUs Q1 2021



* Including IAD MoneyGet; ** including IPD and ECR

1Q'21: Serbia and Iberia contributing most to EBIT growth

mEUR	Revenue				EBIT			
	Q1 2021	Q1 2020	Diff	% Diff	Q1 2021	Q1 2020	Diff	% Diff
B&H	1.7	1.7	-0.0	-1%	0.3	0.3	+0.1	+21%
Croatia	8.0	7.8	+0.3	+4%	0.6	0.7	-0.0	-4%
Iberia	8.8	6.2	+2.5	+41%	0.8	0.1	+0.7	+1187%
Latam	1.0	1.2	-0.2	-15%	0.0	0.1	-0.1	
Macedonia	3.1	5.3	-2.2	-41%	0.7	0.7	-0.0	-1%
Romania	6.9	6.0	+0.9	+15%	0.2	0.3	-0.0	-12%
Serbia	15.8	16.1	-0.3	-2%	3.2	1.9	+1.2	+64%
Turkey	5.3	4.7	+0.6	+13%	1.9	1.5	+0.5	+32%
Central Europe	2.0	2.0	-0.0	-0%	0.2	0.4	-0.2	-50%
Other*	4.5	3.2	+1.2	+38%	0.6	0.6	-0.0	-3%
Eliminations	-1.9	-1.7	-0.2		0.0	0.0	-0.0	
GASEE	55.3	52.5	+2.7	+5%	8.5	6.5	+2.1	+32%

*Other entities include: Albania, Bulgaria, Egypt, Kosovo, Montenegro, Slovenia

Liquidity



Solid cash flow translated to high Net Cash

mEUR	31 Mar'21	2020 YE	Diff
Cash and short term investments	53.8	54.0	-0.2
Lease liabilities	-11.9	-12.8	0.8
Bank loans and credit lines	-11.3	-12.8	1.5
Deferred payments for acquisitions (short-term) *	-9.4	-4.6	-4.8
Net Cash	21.1	23.8	-2.7
Receivables and Prepayments	52.2	61.3	-9.1
Liabilities, Provisions and Deferred Income	-48.0	-61.6	13.6
Inventory	7.4	6.0	1.4
Operational Balance	32.7	29.6	3.2

*including liability resulting from PUT held by minority shareholders of Necomplus (4mE)

Strong operating cash flow in 1Q improving LTM values

mEUR	Q1 2021 LTM	2020	2019
Operating cash flow*	53.4	46.5	38.1
- Infrastructure for outsourcing	-4.7	-4.9	-10.0
- infrastructure for IAD	-0.6	-0.5	-0.5
- Capitalized R&D	0.0	-0.2	0.0
- M&A	-5.3	-4.2	-10.6
- Other CAPEX	-3.1	-2.7	-2.1
Free cash flow	39.7	34.0	14.9
Debt Increase	2.1	2.2	12.7
Debt Service	-15.0	-15.7	-12.3
Total Cash Flow	26.8	20.5	15.2
Oper CF/EBITDA	104%	93%	93%
FCF/EBIT	115%	104%	58%

*Excluding investment in outsourcing equipment presented in Inventory

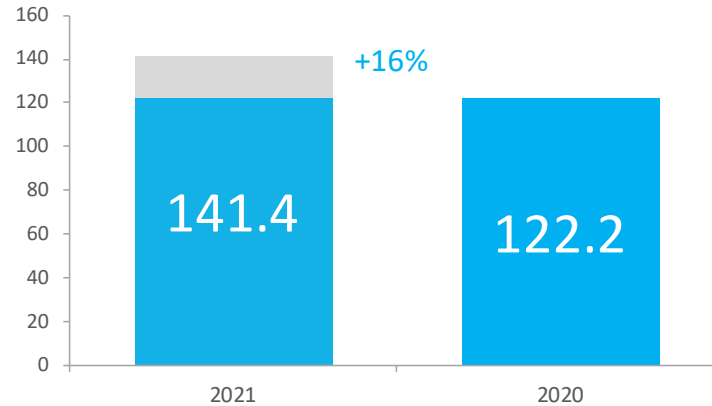
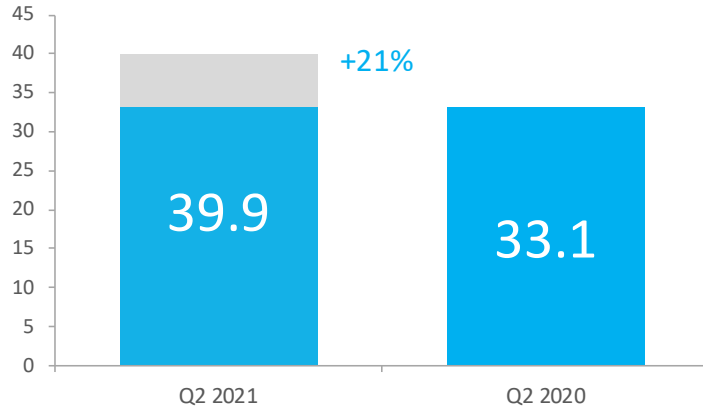
Outlook for 2021



Total ASEE Group incl. Payten

mEUR	Q2 2021	Q2 2020	% Diff
Revenues BL	57.5	46.3	+24%
Margin1 BL	39.9	33.1	+21%

mEUR	2021	2020	% Diff
Revenues BL	187.3	175.7	+7%
Margin1 BL	141.4	122.2	+16%

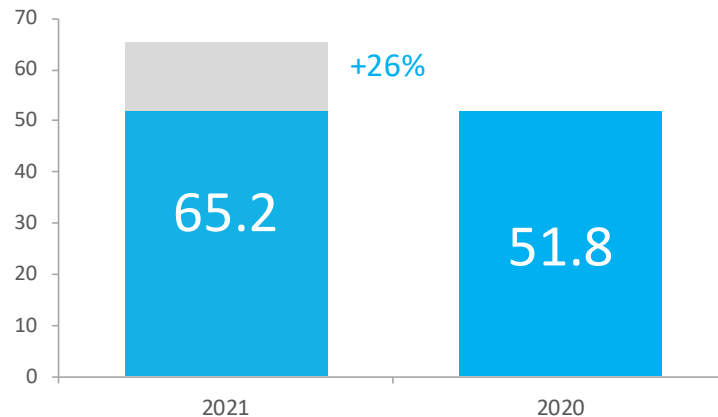
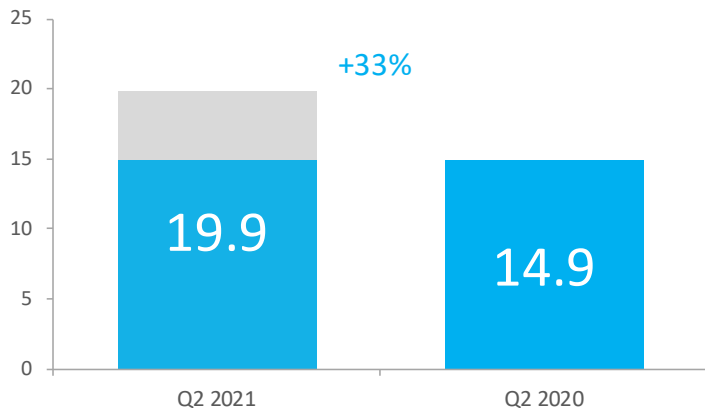


* Backlog data as on April 21st, 2021

Banking and Dedicated solutions

mEUR	Q2 2021	Q2 2020	% Diff
Revenues BL	28.9	22.7	+27%
Margin1 BL	19.9	14.9	+33%

mEUR	2021	2020	% Diff
Revenues BL	93.2	91.1	+2%
Margin1 BL	65.2	51.8	+26%

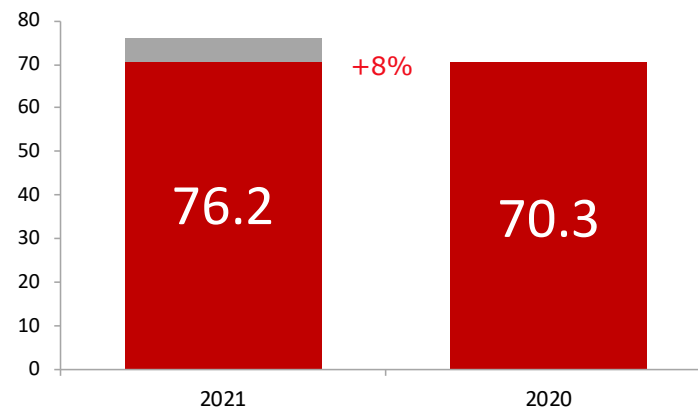
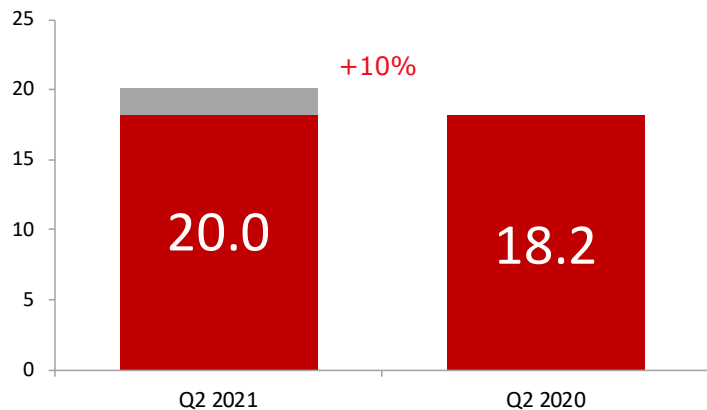


* Backlog data as on April 21st, 2021

Payten

mEUR	Q2 2021	Q2 2020	% Diff
Revenues BL	28.6	23.5	21%
Margin1 BL	20.0	18.2	10%

mEUR	2021	2020	% Diff
Revenues BL	94.1	84.6	+11%
Margin1 BL	76.2	70.3	+8%




* Backlog data as on April 21st, 2021

Thank you

<http://assec.com/see/>

Legal disclaimer

The content presented in this presentation is subject to copyright protection and has the ownership title. Texts, graphics, photographs, sound, animations and videos as well as their distribution in the presentation are protected under the Copyright and related rights Law. Unauthorized use of any material contained in the presentation herein may constitute an infringement of copyright, trademark or other laws. The materials in this presentation may not be modified, copied, publicly presented, executed, distributed or used for any other public or commercial purposes, unless the Board of Asseco South Eastern Europe S.A. gives consent in writing. Copying for any purpose, including commercial use, distribution, modification or acquisition of the contents of this presentation by third parties is prohibited. Moreover, this presentation may contain reference to third-party offers and services. Terms of use for such offers and services are defined by these entities.

Asseco South Eastern Europe S.A. assumes no responsibility for the conditions, contents and effects of the use of offers and services of these entities. The data and information contained in this presentation are for information purposes only. Presentation was prepared with the use of  company products.

The name and logo of Asseco are registered trademarks by Asseco South Eastern Europe S.A. parent company – Asseco Poland S.A. and cannot be used without prior express consent.

Payten

asee